

City University of New York (CUNY)

CUNY Academic Works

Publications and Research

Guttman Community College

2006

Reducing Price Fluctuation in Continuous Double Auctions through Pricing Policy and Shout Improvement

Jinzhong Niu

CUNY Guttman Community College

Kai Cai

CUNY Graduate Center

Simon Parsons

Brooklyn College

Elizabeth Sklar

Brooklyn College

[How does access to this work benefit you? Let us know!](#)

More information about this work at: https://academicworks.cuny.edu/nc_pubs/58

Discover additional works at: <https://academicworks.cuny.edu>

This work is made publicly available by the City University of New York (CUNY).

Contact: AcademicWorks@cuny.edu

Reducing Price Fluctuation in Continuous Double Auctions through Pricing Policy and Shout Improvement

Jinzhong Niu and Kai Cai
Dept of Computer Science
Graduate Center
City University of New York
365, 5th Avenue
New York, NY 10016, USA
{jniu,kcai}@gc.cuny.edu

Simon Parsons and Elizabeth Sklar
Dept of Computer and
Information Science
Brooklyn College
2900 Bedford Avenue
Brooklyn, NY 11210, USA
{parsons,sklar}@sci.brooklyn.cuny.edu

ABSTRACT

Auction mechanism design is a subfield of game theory dedicated to manipulating the rules of an auction so as to achieve specific goals. The complexity of the dynamics of auctions, especially continuous double auctions, makes it difficult to apply the usual analytic game-theoretic methods to do this. This paper takes an experimental approach, searching a parameterized space of possible auction types, and presents a new pricing policy for continuous double auctions. The paper further demonstrates how this policy, together with a shout improvement rule, helps to reduce the fluctuation of transaction prices in auctions involving agents with minimum intelligence while keeping the overall efficiency high.

Categories and Subject Descriptors

I.2.11 [Artificial Intelligence]: Distributed Artificial Intelligence—*Multiagent systems*

General Terms

Algorithms, design, economics, experimentation, measurement, performance

Keywords

Continuous double auction, pricing policy, shout improvement rule

1. INTRODUCTION

Auctions, as a subclass of *markets*, have been widely used in solving real-world resource allocation problems, and in structuring stock or futures exchanges. This is due to the fact that auctions, when well designed [9], achieve desired economic outcomes like high *allocative efficiency*. Auctions

Permission to make digital or hard copies of all or part of this work for personal or classroom use is granted without fee provided that copies are not made or distributed for profit or commercial advantage and that copies bear this notice and the full citation on the first page. To copy otherwise, to republish, to post on servers or to redistribute to lists, requires prior specific permission and/or a fee.

AAMAS'06 May 8–12 2006, Hakodate, Hokkaido, Japan.
Copyright 2006 ACM 1-59593-303-4/06/0005 ..\$5.00

are also an excellent scenario in which to study the dynamics and characteristics of micro-economics and they play an important role in computer-based control systems [2].

Research on auctions originally interested economists and mathematicians. They view auctions as games and have successfully applied traditional analytic methods from game theory to some kinds of auctions [11], for example the second-price sealed-bid auctions or Vickrey auctions [23]. The high complexity of the dynamics of some other auction types, especially *double-sided auctions* [5] or DAS¹, however makes it difficult to go further in this direction [10, 20, 25].

As a result, researchers turned to experimental approaches. Starting in 1955, Smith pioneered the experimental approach [21] conducting auctions involving human traders that revealed many of the properties of double auctions. For example, his work showed that in *continuous double auctions* or CDAS², even a handful of traders can lead to high overall efficiency, and transaction prices can quickly converge to the theoretical equilibrium. Smith's focus was mainly on the convergence of transaction prices in different scenarios rather than examining why high efficiency is obtained—this is the same topic that interests us. In a computerized world, a question that arises naturally is whether these results can be replicated in electronic auctions. In Smith's experiments, as in real markets traditionally, the traders are human beings, but computer programs are supposed to be automatic and work without human involvement. Obviously humans are intelligent creatures, but programs are not, at least for the foreseeable future. Is it intelligence that contributes to the high efficiency, or something else?

Gode and Sunder [7, 8] were among the first to address this question, claiming that no intelligence is necessary for the goal of achieving high efficiency; so the outcome is due to the auction mechanism itself. They introduced two trading strategies: *zero intelligence without constraint* (ZI-U) and *zero intelligence with constraint* (ZI-C), and showed that ZI-U, the more naïve version, which shouts an offer at a random price without considering whether it is losing money or not, performs poorly. In contrast, ZI-C — which lacks the motivation of maximizing profit just like ZI-U, but guarantees no

¹In DAS, both competing sellers and buyers can make offers, in contrast to the most common auction mechanisms, such as the English auction, where only buyers bid.

²A CDA is a continuous DA in which any trader can accept an offer and make a deal any time during the auction period.

loss — generates high efficiency solutions [7] and provides a lower bound on the efficiency of markets [8]. These results were however questioned by Cliff and Bruten [2], who thought Gode and Sunder’s conclusion was not convincing because the scenarios considered were not as comprehensive as in Smith’s experiments, and showed [2] that in different scenarios the ZI-C agents performed poorly, especially in terms of convergence to the theoretical equilibrium.

Cliff and Bruten further designed an adaptive trading strategy called *zero intelligence plus* or ZIP, and showed ZIP worked better than ZI-C, generating high efficiency outcomes and converging to the equilibrium price. This led Cliff and Bruten to suggest that ZIP embodied the minimum intelligence required by traders. Subsequent work has led to the development of further trading strategies, including that proposed by Roth and Erev [18], which we call RE, and that suggested by Gjerstad and Dickhaut [6], commonly referred to as GD.

This work on trading strategies is only one facet of the research on auctions. Gode and Sunder’s results suggest that auction mechanisms play an important role in determining the outcome of an auction, and this is further borne out by the work of Walsh *et al.* [25] (which also points out that results hinge on both auction design and the mix of trading strategies used). For example, if an auction is *strategy-proof*, traders need not bother to conceal their private values and in such auctions complex trading agents are not required. While typical double auctions are not strategy-proof, McAfee [12] has derived a form of double auction that is strategy-proof (though this strategy-proofness comes at the cost of lower efficiency).

The work described here differs from the bulk of the literature. It differs because that bulk of work considers the design of trading strategies, looking for approaches that can achieve high efficiency [6, 17] or high profit [19, 22]. In contrast, we follow the work of Phelps *et al.* in looking to optimize several metrics — price fluctuation and efficiency — by manipulating the design of the auction itself, and we aim to do this, as Walia *et al.* [24] do, for populations of ZI-C agents. In particular, this paper presents some preliminary experimental results in designing auction mechanisms, showing how a new *pricing policy* and a new *shout improvement rule* can augment a traditional continuous double auction involving zero intelligence agents to reduce the fluctuation of transaction prices, while keeping overall efficiency high.

This paper is organized as follows. Section 2 discusses recent related work in auction mechanism design. Section 3 introduces our new pricing policy and shout improvement rule, and describes the experimentation work and results. We follow that with a discussion of our results in Section 4 and conclude with a brief summary in Section 5.

2. AUCTION DESIGN

Mechanism design applied to auctions explores how to design the rules that govern auctions to obtain specific goals.

2.1 Auction types

Generally an auction involves buyers and sellers who aim to exchange commodities at agreed prices. The most common auction form is English auction, in which there is a single seller, and multiple buyers compete by making increasing bids for the commodity — the one who offers the highest price wins the right to purchase the good being auc-

tioned. Since only one type of trader makes offers in an English auction, it belongs to the class of *single-sided auctions*. Accordingly, there are *double-sided auctions* or DAS, in which both sellers and buyers make *shouts*³. Two most common forms of DAS are *clearing house* or CH and *continuous double auction* or CDA. In a CH, an auctioneer collects *bids* — shouts made by buyers — and *asks* — shouts made by sellers; the market-clearing (or equilibrium) price is then determined by maximizing the number of transactions and guaranteeing that if a trader is involved in a transaction, those with more competitive offers are also involved; and the market finally clears at that price. In a CDA, a trader can make a shout and accept an offer from someone at any time, which makes a CDA able to process many transactions in a short time. Both kinds of double auction are of practical importance as well, with, for example, CDA variants being widely used in real-world stock or trading markets including the New York Stock Exchange (NYSE) and Chicago Mercantile Exchange.

One can think of different forms of auctions as varying according to certain aspects of the auction rules, forming a parameterized auction space. For example, Wurman *et al.* [27] parameterized auction rules using the following classification:

- Bidding rules: How many sellers and buyers are there? Are both groups allowed to make shouts? How is a shout expressed? Does a shout have to beat the corresponding market quote if one exists?
- Information revelation: When and what market quotes are generated and announced? Are shouts visible to all traders?
- Clearing policy: When does clearing a market take place? When does a market close? How are crossing shouts matched? How is a transaction price determined?

2.2 Performance metrics

Auctions with different values for the parameters described above may vary greatly in performance. Popular performance measurements include, but are not limited to, *allocative efficiency* and Smith’s *coefficient of convergence* α .

The allocative efficiency, E_a , of an auction is used to measure how much social welfare is obtained through an auction. The *actual overall profit*, P_a , of an auction is:

$$P_a = \sum_i |v_i - p_i| \quad (1)$$

where p_i is the price of a trade made by agent i and v_i is the private value of agent i for all agents who trade. The *theoretical* or *equilibrium profit*, P_e , is:

$$P_e = \sum_i |v_i - p_0| \quad (2)$$

for all agents whose private value is no less competitive than the equilibrium price, where p_0 is the equilibrium price, the price at which, if all agents bid their private value, supply would equal demand. Given these:

$$E_a = \frac{100P_a}{P_e} \quad (3)$$

³Another term for offers made by traders.

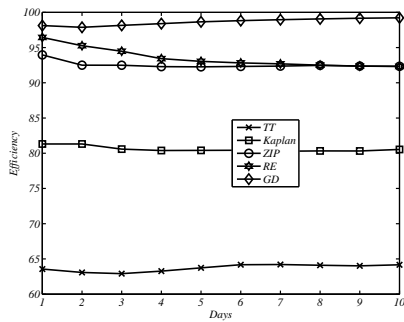


Figure 1: Typical values of E_a for CDA markets populated with common trading strategies

By way of indicating typical efficiencies achieved in a CDA, Figure 1 shows the trend of the overall efficiencies of homogeneous CDAs lasting 10 days with 50 rounds per day⁴ in which 10 buyers and 10 sellers all use the same strategy, one of: TT⁵, Kaplan⁶, ZIP, RE, and GD. The results are averaged over 400 iterations and obtained in JASA—an extensible Java-based auction simulation environment [13].

The convergence coefficient, α , was introduced by Smith [21] to measure how far an active auction is away from the equilibrium point. It actually measures the deviation of transaction prices from the equilibrium price:

$$\alpha = \frac{100}{p_0} \sqrt{\frac{1}{n} \sum_{i=1}^n (p_i - p_0)^2} \quad (4)$$

2.3 Auction design and performance

It is not yet clear how auction design, and thus the choice of parameter values, contributes to observed performance. Thus it is not possible to determine how to create an auction with a particular specification. It *is* possible to design simple mechanisms in a provably correct manner from a specification, as shown by Conitzer and Sandholm [3, 4]. However it is not obvious that this kind of approach can be extended to mechanisms as complex as double auctions. As a result, it seems that we will have to design double auction mechanisms experimentally, at least for the foreseeable future.

Of course, doing things experimentally does not solve the general problem. A typical experimental approach is to fix all but one parameter, creating a one-dimensional space, and then measure performance across a number of discrete sample points in the space, obtaining a fitness landscape that is expected to show how the factor in question correlates to a certain type of performance and how the auction can be optimized by tweaking the value of that factor [16]. In other

⁴In an experimental environment, an auction typically includes a specific number of *days* (called *periods* in some of the literature), and each day in turn consists of a number of consecutive *rounds*. At the beginning of each day, traders are initialized and the auction begins/resumes running until the day ends. Days in an auction are totally isolated from each other except that knowledge obtained by traders over the previous days may remain. The division of days helps to identify the change of performance caused by the adaptive behavior of traders with the accumulation of knowledge over time.

⁵TT denotes the Truth-telling strategy, in which agents truthfully report their private values.

⁶“Kaplan” refers to Todd Kaplan’s sniping strategy, in which agents wait until the last minute before attempting to steal the deal [19].

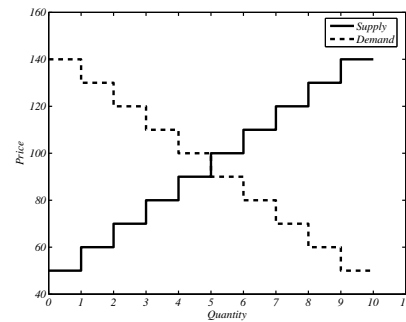


Figure 2: The supply and demand schedules

words, the experimental approach examines one small part of a mechanism and tries to optimize that part⁷. The situation is complicated when more than one factor needs to be taken into consideration — the search space then becomes complex and multiple dimensional, and the computation required to map and search it quickly becomes prohibitive. Instead of manual search, some researchers have used evolutionary computation to automate mechanism design in these situations.

For example, Cliff [1] explored a continuous space of auction mechanisms by varying the probability of the next shout (at any point in time) being made by a seller, denoted by Q_s . The continuum includes the CDA ($Q_s = 0.5$) and also two purely single-sided mechanisms that are similar to the English auction ($Q_s = 0.0$) and the Dutch flower auction ($Q_s = 1.0$). Cliff’s experiments used genetic algorithms and found that a Q_s that corresponds to a completely new kind of auction led to a better α value than that obtained for other auctions when all traders used the ZIP strategy. Walia, Bye and Cliff [24] continued with this work, showing that the new “irregular” mechanism can lead to high efficiency in ZI-C markets as well. Taking another tack, Phelps *et al.* [14, 16] demonstrated how genetic programming can be used to find an optimal point in a space of pricing policies, where the notion of optimality is based on efficiency and trader market power, and transaction prices are determined from matching bids and asks and market quotes.

In this paper we make some preliminary steps towards an evolutionary computation analysis that extends the work of [24]. In particular, we demonstrate that a new policy for setting transaction prices and a new shout improvement rule are capable of lowering the fluctuations in transaction price while keeping efficiency high. Both these new mechanisms are parameterized, and so the space of all such mechanisms can be searched using evolutionary techniques.

3. EXPERIMENTAL SETUP

We start by looking at the impact of a new pricing policy and then go on to look at a shout improvement rule.

3.1 A new pricing policy

A pricing policy defines how transaction prices are determined from the offers made by traders. In traditional CDAs, a typical pricing policy sets the price in the middle of the

⁷And of course there are rarely any guarantees as to the optimality of the results.

matching ask-bid pair using the following expression with $k = 0.5$

$$p = k \cdot p_a + (1 - k) \cdot p_b \quad (5)$$

where p_a and p_b are prices offered respectively by the seller and the buyer. This is the usual *k-double auction* pricing rule [20], which is clearly a discriminatory policy⁸, and which we denote as the *KPricingPolicy* hereafter. In contrast to this, CHs usually adopt a non-discriminatory or *uniform* pricing policy. Phelps *et al.* [16] have shown that $k = 0.5$ is the best value to use when optimizing a combination of allocative efficiency and trader market power⁹.

Determining the transaction price merely by the corresponding bid and ask, however, may be problematic. In a CDA with ZI-C traders using the *KPricingPolicy* (denoted as *kCDA-ZIC* hereafter), the transaction prices fluctuate wildly as shown in Figure 3(a). This result, which is due to the randomness with which ZI-C makes offers, is seen in Gode and Sunder's results [7]. In contrast, in markets involving more complex trading strategies like GD, the phenomenon is less obvious. Figure 3(d) shows the same measurements as Figure 3(a) but for all-GD traders (a setup called *kCDA-GD* hereafter).

The above results are obtained by running *kCDA-ZIC* and *kCDA-GD* in JASA with similar settings to the auctions that gave rise to Figure 1. Figure 3(a) and Figure 3(d) show the first 10 iterations, each with a different random seed, detailing the dynamic characteristics of the transaction prices set in these auctions. It is important to note that this is 10 separate runs over 10 days, with each run starting from scratch. If we did not start over from scratch at the end of each 10 days of trading, the prices for GD would fluctuate even less because there would be no "start of run" variation. The supply and demand schedules are fixed for all the iterations and those in Figure 2.

There are several reasons why we consider it worth studying the fluctuation in transaction prices in markets populated by ZI-C traders. First, as Walia *et al.* [24] argue, auction mechanisms that do well with ZI-C are likely to be "robust to trader-irrationality", in other words they are markets that will work reliably well. Second, markets in which one can trade with minimal intelligence and still have good performance are nearly as good as markets that are strategy-proof — traders are free from some of the burden of having to make good offers. Finally, reducing fluctuation is good for participants in the market — participants in a low fluctuation market are guaranteed not to be given a transaction price too far from the equilibrium, and this may mean traders are more likely to use this kind of market than another with higher fluctuations.

To reduce the fluctuation, we used a new pricing policy that we call the *NPricingPolicy*. This keeps a sliding window of matching ask-bid pairs and uses the average price of those shouts to set the transaction price. If n is the window length and t the number of matching ask-bid pairs at a given point in time, then the transaction price for the t th transaction is

given by:

$$p_t = \frac{1}{2n} \sum_{i=(t-n+1)}^t (p_{a_i} + p_{b_i}) \quad (6)$$

where p_{a_i} and p_{b_i} are the ask and bid prices corresponding to the i th transaction respectively. The *NPricingPolicy* generalizes the usual *k-double auction* pricing policy (*KPricingPolicy*) since when $n = 1$, it becomes the *KPricingPolicy* with $k = 0.5$, and when n is the number of matching ask-bid pairs in the entire auction, the *NPricingPolicy* is the rule commonly used to set prices in a CH¹⁰.

We replaced the *KPricingPolicy* with the *NPricingPolicy*, $n = 4$, in the same auctions as before, giving *nCDA-ZIC* and *nCDA-GD* respectively. Figure 3(b) shows that the price fluctuation is reduced for ZI-C markets, but is still higher than that of *kCDA-GD*¹¹. This qualitative conclusion is supported by the quantitative data provided by measuring α for the different markets. The means and standard deviations of α and E_a in CDA-ZICs are plotted in Figures 4(a)–4(b), and Table 1 gives the numeric values of α and E_a over the full 10 day run of these markets. Averages and standard deviations are those obtained from 400 iterations of each 10 day run.

The values from Table 1 tell us $\alpha = 12.2$ for the *nCDA-ZIC*. This value plus twice its standard deviation (1.5) is less than $\alpha = 15.6$ for the *kCDA-ZIC*. Since the 95% confidence interval is two standard deviations around the mean, we can conclude that the *NPricingPolicy* significantly reduces α in ZI-C markets. By the same calculation, the improvement of α in the *nCDA-GD* is not significant (it is less than one standard deviation).

We note that the *NPricingPolicy* merely sets transaction prices differently, which affects the distribution of profit across the traders but not the overall efficiency. This is confirmed by the fact that the E_a s of the *nCDA-ZIC* and *nCDA-GD* are identical to their *kCDA* counterparts as shown in Figure 4(b), where the values are superimposed on each other, and Table 1.

Overall, then, we can conclude for now that the *nCDA* is significantly better than the traditional CDA in terms of α when populated by ZI-C agents and no worse in terms of efficiency. The results for GD agents suggest that *nCDA* is robust against different types of trading strategies. To confirm this we need to assess its performance with other trading strategies.

3.2 Shout improvement rule

Though the *NPricingPolicy* does well in reducing fluctuation of transaction prices in the *kCDA-ZICs*, the difference between $\alpha = 12.2$ for the *nCDA-ZIC* vs. $\alpha = 4.0$ for the *nCDA-GD* in Table 1 tells us that there may still be space to improve the performance of markets with ZI-C traders. Why do we still get the obvious fluctuation of transaction prices in Figure 3(b) even when we use the *NPricingPolicy*? The answer is that the random selection of offers by ZI-C causes some variation even though the *NPricingPolicy* does its best to smooth out prices. This variation is less than that

⁸Meaning it varies from trade to trade.

⁹[16] does not just search through possible values of k . Instead it searches through all possible arithmetic combinations of shout prices and market quotes, evolving a horribly complex expression which is virtually indistinguishable from the $k = 0.5$ version of (5).

¹⁰Thus n makes a continuum of auction spaces with CDA and CH at either end, and exploring other points in this space is a subject of our current work.

¹¹The result for *nCDA-GD* is similar to that for *kCDA-GD* in Figure 3(d), so omitted here.

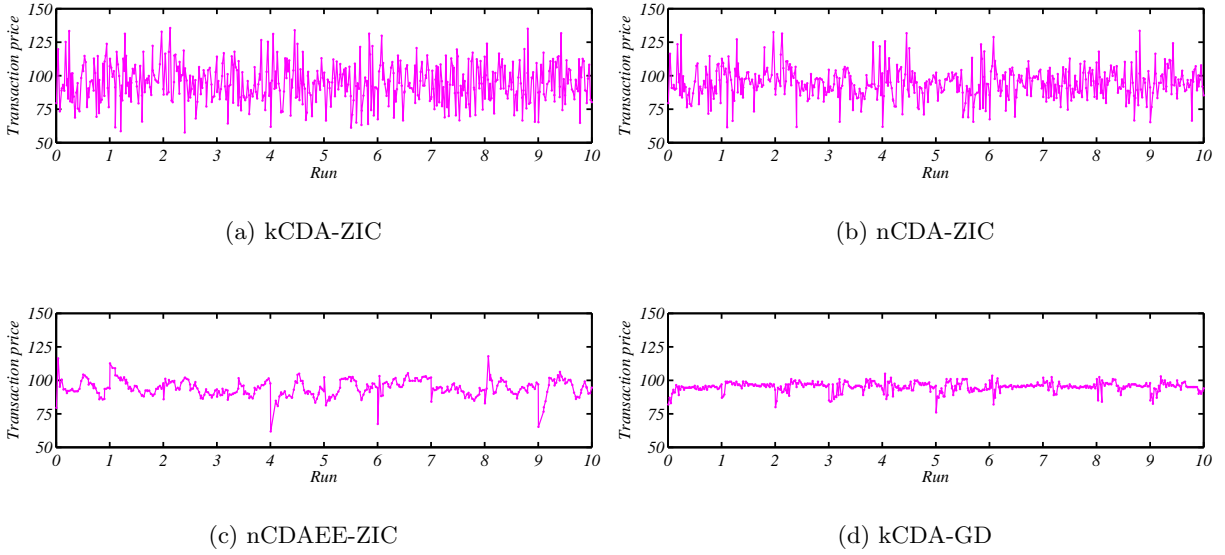


Figure 3: Transaction price curves

Auction Type	α		E_a		Auction Type	α		E_a	
	mean	stdev	mean	stdev		mean	stdev	mean	stdev
kCDA-ZIC	15.613	1.352	95.732	1.537	kCDA-GD	4.198	1.140	99.224	0.548
nCDA-ZIC	12.180	1.532	95.732	1.537	nCDA-GD	4.000	1.1221	99.224	0.548
kCDAEE-ZIC	9.360	1.039	93.296	2.061	kCDAEE-GD	5.374	4.909	84.612	26.165
nCDAEE-ZIC	6.028	1.353	93.788	1.938	nCDAEE-GD	5.271	5.245	83.460	26.783
nCDAEEed5-ZIC	6.221	1.300	96.072	1.657	nCDAEEed5-GD	4.242	2.779	95.996	13.126
nCDAEEed10-ZIC	6.879	1.117	96.868	1.187	nCDAEEed10-GD	4.054	1.262	98.768	1.092
nCDAEEed15-ZIC	8.000	1.017	96.864	1.179	nCDAEEed15-GD	4.016	1.256	99.132	0.684
nCDAEEed20-ZIC	9.220	1.002	96.744	1.144	nCDAEEed20-GD	3.994	1.217	99.224	0.548

Table 1: Metrics for kCDAs, nCDAs, and nCDAEEs measured over all 10 days of the auctions. Bold face indicates the corresponding market outperforms or equals its traditional kCDA counterpart. Bold italic points out the best result in the corresponding ZI-C or GD market group.

when we do not smooth prices, but more than that typically generated by GD.

To see how this happens, consider $(p_{a_{(t-1)}}, p_{b_{(t-1)}})$ and (p_{a_t}, p_{b_t}) to be two consecutive matching ask-bid pairs. If the agents are GD, the two spreads — $[p_{a_{(t-1)}}, p_{b_{(t-1)}}]$ and $[p_{a_t}, p_{b_t}]$ — will likely be close if not overlapping since GD makes shouts that are close to previous shouts. This is not true for ZI-C agents for which p_{a_t} and p_{b_t} are selected randomly and independently. Thus for ZI-C agents, $[p_{a_t}, p_{b_t}]$ may easily be well away from the previous spread $[p_{a_{(t-1)}}, p_{b_{(t-1)}}]$. If this is the case, the transaction price, p_t , determined by (6) may fall outside of the spread and the transaction price is selected to be the closest boundary of $[p_{a_t}, p_{b_t}]$ to p_t to make sure neither agents will make a loss.

Whichever of p_{a_t} and p_{b_t} is used in this case, it will be some distance from $[p_{a_{(t-1)}}, p_{b_{(t-1)}}]$. Since $p_{(t-1)}$ has to fall into $[p_{a_{(t-1)}}, p_{b_{(t-1)}}]$ for the same reason, we will get two transaction prices p_t and p_{t-1} that are not near to each other. If the auction mechanism forces ZI-C agents to “adapt” their shouts, then the fluctuation might be avoided.

Our approach is to use a *shout improvement rule* that

forces buyers to bid above a running estimate of the equilibrium price, and sellers to ask below it. Thus any matching ask-bid pair must reside on the respective side of the estimate. When we use the `N PricingPolicy`, the price that is set will not vary far from the previous transaction price. If the estimate changes smoothly and converges to the equilibrium price, the transaction price curve is expected to be smooth as well¹².

More specifically, the shout improvement rule works in a way that is similar to the `N PricingPolicy`, maintaining a sliding window over a series of m transaction prices and using the average of the prices within the window as the estimate, p_e :

$$p_e = \frac{1}{m} \sum_{i=t-m+1}^t p_i \quad (7)$$

where p_i is the transaction price obtained at the time i (de-

¹²Interestingly, we designed the shout improvement rule originally to improve the overall efficiency, since if the estimate is totally accurate (though this is impossible with incomplete knowledge), the efficiency can be guaranteed to be 100.

terminated by (6) for the `NPrisingPolicy`). Now, at the beginning of auctions, the transaction prices may deviate greatly from the equilibrium price, and so the rule may cut off those shouts that are actually on the right side of the equilibrium price. As a result, we introduce an additional parameter, δ , to relax the restriction. All bids above $p_e - \delta$ and all asks below $p_e + \delta$ are permitted.

Note that this shout improvement rule is very different from the common “NYSE rule” that forces subsequent offers to be improvements on one another. That rule applies to offers for the same good, and so the value is “reset” by a match between bid and ask. Our rule, in contrast, maintains continuity between the offers made for successive goods (and so, as discussed later, we eventually need to consider its response to price shocks).

We call the auction mechanism obtained by adding the shout improvement rule *CDA with Estimated Equilibrium* or *CDAEE*. We replace *CDA* with *CDAEE* with $n = 4$ and $\delta = 0$ in the 4 experiments described in the previous section and get markets we call *kCDAEE-ZIC*, *nCDAEE-ZIC*, *kCDAEE-GD*, and *nCDAEE-GD*. The results of the 2 *ZI-C* markets are plotted in Figures 4(c)-4(d) and all numeric values are presented in Table 1. Figure 3(c) demonstrates the dynamic transaction price curve in *nCDAEE-ZIC*.

Clearly our results show average α is lower for *nCDAEE-ZIC* (6.0) than for *nCDA-ZIC* (12.2) and the difference is even more significant than between *nCDA-ZIC* and *kCDA-ZIC* (the 95% confidence intervals do not overlap), but average E_a for *nCDAEE-ZIC* is slightly lower than for *nCDA-ZIC*. Worse results are observed in *nCDAEE-GD*, where average α increases and average E_a is down.

One reason for this may be that *GD* agents adapt their shouts gradually even if their previous shouts were on the wrong side of the estimated equilibrium price and got rejected. Within the limited amount of time as the auctions last, *GD* agents may not be able to adapt themselves enough to make transactions, which leads to low efficiency.

This indicates that it may be beneficial to relax the shout improvement rule a little and we do this using different positive values of δ —5, 10, 15, 20—in *nCDAEE* markets, getting 4 new auction mechanisms denoted as *nCDAEEd5*, *nCDAEEd10*, *nCDAEEd15*, and *nCDAEEd20*. We ran these mechanisms using *ZI-C* and *GD* agents respectively and the results are shown in Figures 4(e)-4(f)¹³, and Table 1.

The *nCDAEE* markets with $\delta \geq 5$ seem to avoid the low efficiency in the *nCDAEES* with $\delta = 0$ and the *kCDAEES*. Table 1 shows that the *nCDAEEd5*, 10, 15, 20-*ZIC* markets perform better than the *nCDA-ZIC*, and the *nCDAEEd20-GD* performs no worse than the *nCDA-GD* in terms of both α and E_a . Though only the improvement on α in markets using *ZI-C* traders is close to being statistically significant — obtaining low α in the *ZI-C* markets is our major goal in this paper — we believe that these results show that the shout improvement rule has the potential to augment the improvements demonstrated by the *NPrisingPolicy*.

3.3 Evolving DAs using genetic algorithms

The above manual parameter tweaking is obviously not an ideal method for auction design. Our ultimate goal is to automate the process. As the first step in this direction, we conducted a series of experiments by encoding various auc-

¹³ Only *ZI-C* markets are shown, again to save space, and standard deviations were omitted from these figures to make them cleaner.

tion parameters into a binary vector of 24 bits and evolving a population of 100 *DA* individuals, each associated with a randomly generated vector at the very beginning.

Each vector specifies (1) what policy is used to determine transaction prices, *KPrisingPolicy* or *NPrisingPolicy*, (2) what rule is used to regulate shout improvement, the *NYSE* rule, the *CDAEE* rule using sliding window mechanism as in Section 3.2, or the *CDAEE* rule using the Widrow-Hoff learning algorithm¹⁴ [26] to adapt the equilibrium price estimate, and (3) when to clear the market, or, in particular, a probability $\tau \in [0, 1]$ with which the market clears whenever a new shout arrives. The search space is thus multi-dimensional, and includes points corresponding to the usual *CDA* ($\tau = 1$), *CH* ($\tau = 0$), and all the other auction mechanisms discussed above. This enables us to optimize auction mechanisms automatically by searching the space.

We first experimented up to 100 generations with minimizing α as the goal¹⁵ and all *DA* individuals were evaluated in the same setting as before using homogeneous *ZI-C* traders. The results showed that the *CDAEE* shout improvement rule with the sliding window mechanism not only dominated the other choices across the whole population over generations but also appeared in the fittest mechanism individual found during evolution. This fittest individual takes 0 for δ , which is consistent with the trend exhibited by the *nCDAEEd*-ZIC* markets in Table 1, where *nCDAEE-ZIC*, or *nCDAEEd0-ZIC*, has the lowest average α (4.0). We also tested with maximizing E_a as the goal and found that a similar shout improvement rule prevailed with $\delta = 12$. This result is also confirmative since Table 1 shows that *nCDAEEd10-ZIC* has the highest average E_a among *nCDAEEd*-ZIC* markets.

Besides δ , the evolutionary experiments identified the values of other parameters for the fittest auction mechanisms as well. For example in the case of E_a defined as fitness, $\tau = 0.69$ was found to be optimal. This is unexpected since a *CH* is more efficient than a *CDA* with the same setup and intuitively clearing a market less frequently helps avoid less competitive shouts being involved in transactions. We leave this issue and others as our future work.

4. DISCUSSION

The main result of this paper, then, is that we have identified a new variation on the double auction, a continuous double auction with a new pricing policy and a new shout improvement rule, in which zero intelligence agents can perform well. As *Walia et al.* argue, that we get high efficiency and low α even for *ZI-C* agents, agents that are on the borderline between rational and irrational trading behavior, suggests that the new auction is pretty robust.

However, there is more we can do to test the robustness of this auction. For a start, we need to run further iterations of the existing experiments to identify the significance or otherwise of the improvements due to the shout improvement rule on top of the new pricing policy. We also need to examine how the new auction performs on other performance metrics and when using trading strategies other than *ZI-C* and *GD*, and we are currently running experiments with the other trading strategies in *JASA*, namely *ZIP*, *Kaplan*, *RE*,

¹⁴ the Widrow-Hoff learning algorithm is used in the *ZIP* and *PVT* strategies to calculate the target price towards which the shout price should move.

¹⁵ The fitness function is $F = 100 - \alpha$.

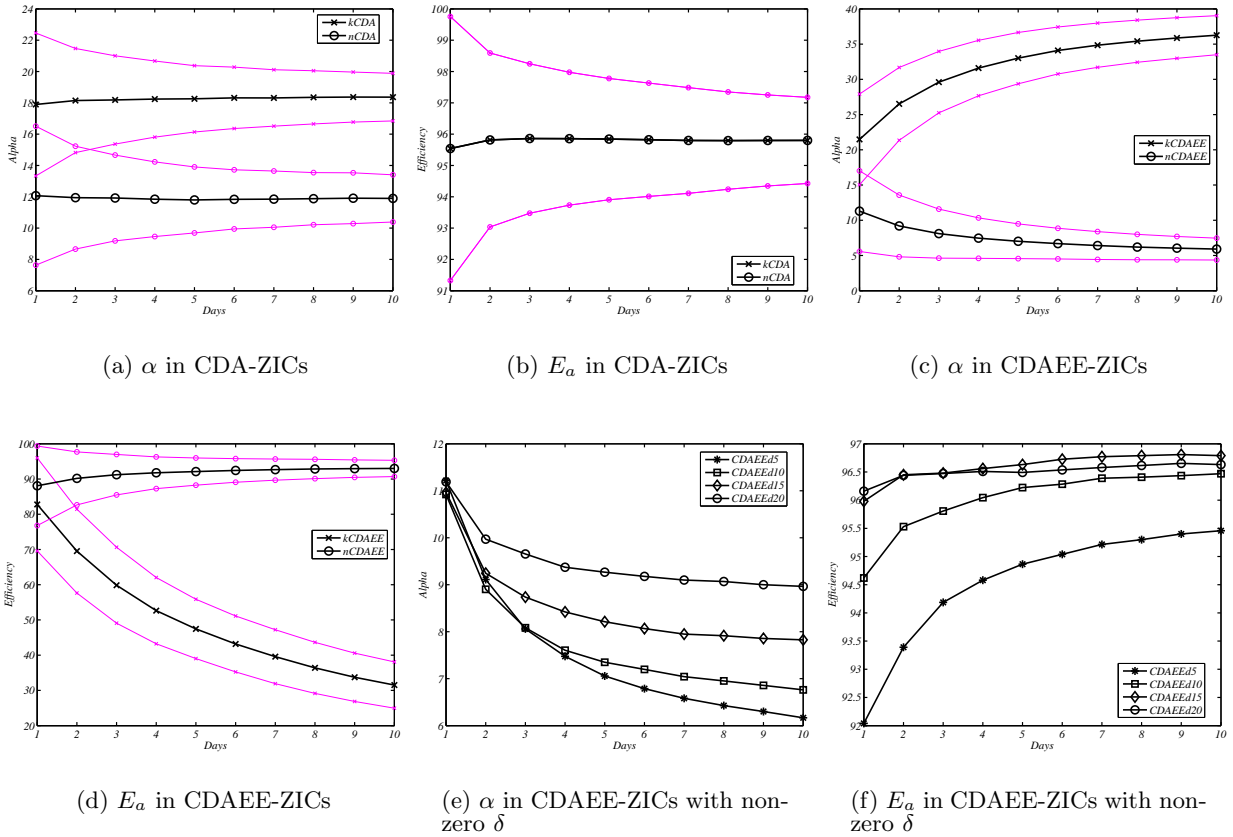


Figure 4: Values of α and E_a for ZI-C markets, (a)-(c) with standard deviations, the values in (b) are so close that the points are superimposed on one another.

and PVT, the strategy introduced by Preist and van Tol [17]. If these tests show the mechanism to be worthwhile, we will continue with a heuristic strategy analysis of the kind introduced by Walsh *et al.* [25], using it as in [15] to evaluate the expected profit generated by the auction when traders are free to choose trading strategy.

Finally, we need to examine whether there are negative aspects of the new auction other than those already identified for some parameter settings. We note that the windows used to determine transaction price and to enforce shout improvement are similar to the history used by GD to set its offers. Experiments with GD [6] show that, as one would expect, increasing the window length slows convergence. This can be problematic when the market suffers *price shocks* — external events that alter agents’ private values. This is not a scenario much considered in the literature, where traders are usually optimized for long term profit and efficiency rather than transient behavior (GD being an exception), but it seems important that the market itself be able to respond swiftly to external pressures, and response to price shocks is something we need to investigate in detail.

5. SUMMARY

This paper has described some experiments in mechanism design for auctions. As a first step towards new work on au-

tomated mechanism design, we have explored by hand some aspects of the continuous double auction. In particular, we looked at setting the transaction price by averaging over n different matched bids and asks, and incorporating a shout improvement rule that forces offers to beat the last m offers plus or minus some value δ , and showed that these modifications created an auction that can achieve high efficiency and low variation in transaction price even for agents with zero intelligence.

This new auction type is interesting on its own, as a counterpart to the mechanisms discovered by [1] and [24], but more interesting, we believe, is that n , m , and δ , along with Q_s from [1] provide a parameter space that can be searched automatically for additional new kinds of auction that optimize performance on metrics other than E_a and α , and for agents employing other kinds of trading strategies. The final contribution of this paper is to demonstrate that such an automated search can discover interesting new types of auction.

6. ACKNOWLEDGMENTS

This work was partially supported by NSF IIS-0329037. We thank the anonymous reviewers for their valuable suggestions.

7. REFERENCES

- [1] D. Cliff. Evolution of market mechanism through a continuous space of auction-types. Technical report, Hewlett-Packard Research Laboratories, Bristol, England, 2001.
- [2] D. Cliff and J. Bruten. Minimal-intelligence agents for bargaining behaviours in market-based environments. Technical report, Hewlett-Packard Research Laboratories, Bristol, England, 1997.
- [3] V. Conitzer and T. Sandholm. Automated mechanism design: Complexity results stemming from the single-agent setting. In *The 5th International Conference on Electronic Commerce (ICEC03)*, pages 17–24, Pittsburgh, PA, USA, September 2003.
- [4] V. Conitzer and T. Sandholm. An algorithm for automatically designing deterministic mechanisms without payments. In *Third International Joint Conference on Autonomous Agents and Multiagent Systems - Volume 1 (AAMAS'04)*, pages 128–135, New York City, NY, USA, July 2004.
- [5] D. Friedman. The double auction institution: A survey. In D. Friedman and J. Rust, editors, *Santa Fe Institute Studies in the Sciences of Complexity*, chapter 1, pages 3–25. Perseus Publishing, Cambridge, MA, 1993.
- [6] S. Gjerstad and J. Dickhaut. Price formation in double auctions. *Games and Economic Behavior*, 22:1–29, 1998.
- [7] D. K. Gode and S. Sunder. Allocative efficiency of markets with zero-intelligence traders: Market as a partial substitute for individual rationality. *Journal of Political Economy*, 101(1):119–137, 1993.
- [8] D. K. Gode and S. Sunder. Lower bounds for efficiency of surplus extraction in double auctions. In D. Friedman and J. Rust, editors, *The Double Auction Market: Institutions, Theories and Evidence*, Santa Fe Institute Studies in the Sciences of Complexity, chapter 7, pages 199–219. Perseus Publishing, Cambridge, MA, 1993.
- [9] P. Klemperer. How (not) to run auctions: The European 3G telecom auctions. *European Economic Review*, 46(4–5):829–845, 2002.
- [10] A. Madhavan. Trading mechanisms in securities markets. *Journal of Finance*, 47(2):607–641, 1992.
- [11] E. S. Maskin and J. G. Riley. Auction theory with private values. *American Economic Review*, 75(2):150–155, 1985.
- [12] R. P. McAfee. A dominant strategy double auction. *Journal of Economic Theory*, 56(2):434–450, 1992.
- [13] S. Phelps. JASA — Java Auction Simulation API. <http://www.csc.liv.ac.uk/~sphelps/jasa/>.
- [14] S. Phelps, P. McBurney, S. Parsons, and E. Sklar. Co-evolutionary auction mechanism design: a preliminary report. In *Proceedings of AMEC IV*, 2002.
- [15] S. Phelps, S. Parsons, and P. McBurney. An evolutionary game-theoretic comparison of two double-auction market designs. In *Proceedings of AMEC VI*, 2004.
- [16] S. Phelps, E. Sklar, and S. Parsons. Using genetic programming to optimise pricing rules for a double auction market. In *Proceedings of the workshop on Agents for Electronic Commerce*, Pittsburgh, PA, 2003.
- [17] C. Preist and M. van Tol. Adaptive agents in a persistent shout double auction. In *Proceedings of the 1st International Conference on Information and computation economies*, pages 11–18. ACM Press, 1998.
- [18] A. E. Roth and I. Erev. Learning in extensive-form games: Experimental data and simple dynamic models in the intermediate term. *Games and Economic Behavior*, 8:164–212, 1995.
- [19] J. Rust, J. H. Miller, and R. G. Palmer. *Behaviour of trading automata in a computerized double auction market*, chapter 6, pages 155–199. Santa Fe Institute Studies in the Sciences of Complexity. Perseus Publishing, Cambridge, MA, 1993.
- [20] M. Satterthwaite and S. R. Williams. The Bayesian theory of the k -double auction. In D. Friedman and J. Rust, editors, *The Double Auction Market: Institutions, Theories and Evidence*, Santa Fe Institute Studies in the Sciences of Complexity, chapter 4, pages 99–123. Perseus Publishing, Cambridge, MA, 1993.
- [21] V. L. Smith. An experimental study of competitive market behaviour. *Journal of Political Economy*, 70(2):111–137, April 1962.
- [22] G. Tesauro and R. Das. High-performance bidding agents for the continuous double auction. In *Proceedings of the 3rd ACM Conference on Electronic Commerce*, pages 206–209, 2001.
- [23] W. Vickrey. Counterspeculation, auctions, and competitive sealed tenders. *Journal of Finance*, 16:8–27, 1961.
- [24] V. Walia, A. Byde, and D. Cliff. Evolving market design in zero-intelligence trader markets. Technical report, Hewlett-Packard Research Laboratories, Bristol, England, 2003.
- [25] W. Walsh, R. Das, G. Tesauro, and J. O. Kephart. Analyzing complex strategic interactions in multi-agent systems. In P. Gmytrasiewicz and S. Parsons, editors, *Proceedings of 2002 Workshop on Game-Theoretic and Decision-Theoretic Agents (GTDT-02)*, Edmonton, Alberta Canada, July 2002. AAAI.
- [26] B. Widrow and M. E. Hoff. Adaptive switching circuits. In *1960 IRE Western Electric Show and Convention Record*, pages 96–104. August 1960.
- [27] P. R. Wurman, M. P. Wellman, and W. E. Walsh. A parametrization of the auction design space. *Games and Economic Behavior*, 35:304–338, 2001.